



HELIX delta-\$

for Windows

Investment
analysis tool
& Share
portfolio manager
program



Investment Analysis

Welcome to the HELIX delta-\$ Investment Analysis & Share Portfolio Manager Program – an essential tool for anyone who has to make investment decisions or choose between different investment options.

How well are your investments doing?

delta-\$ can show you what your current rate of return is and help you to make the best choices for future investments.

HELIX delta-\$ has two main functions:

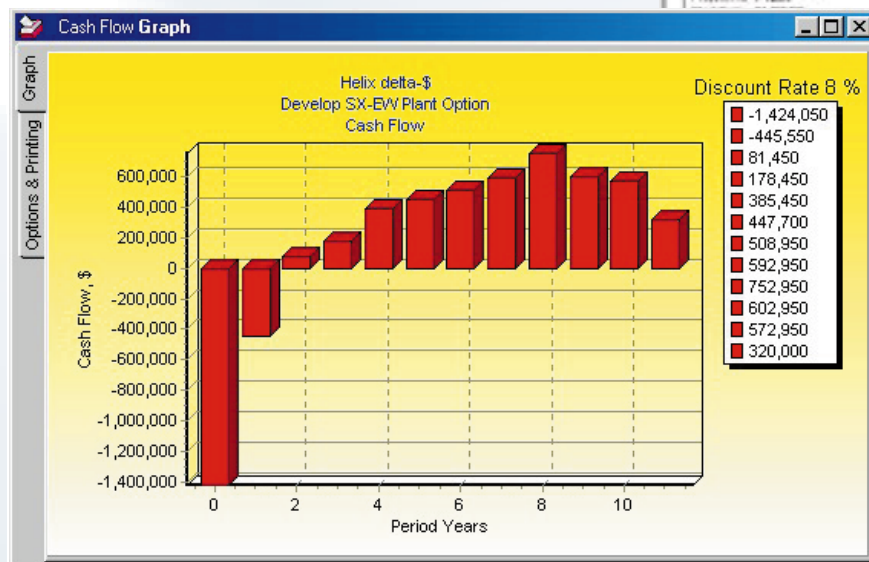
- Investment Analysis
- Share Portfolio Manager

Analyse the performance of any Investment, including:

- Shares & Unit Trusts
- Superannuation and Pension Fund
- Real Estate Investments
- Investment and Rental Property
- Investment Businesses & Going Concerns
- Joint Venture Projects
- Mineral & Resource Development Projects
- Compare Different Scenario's for the same Project
- Equipment and Manufacturing Plant Investments
- Bank Deposits and Bank Account Analysis

Payback, NPV and IRR methods of ranking financial projects reveal different strengths and weaknesses of the project and delta-\$ presents these strengths and weaknesses in an easy to read manner so that you can choose the best investment option.

- Allow for inflation in making investment decisions
- Depreciation Calculator
- Loan and Investment Calculator
- Discount Cash flows
- Compare Different Investment Scenario's
- Analyse Existing Investments and calculate actual rate of return
- Monitor actual returns on bank accounts



Year	Discounted Cash Flow	Net Present Value	IRR %	Discount Rate %	NPV at Discount Rate
0:00	-13,800.00	-13,800.00	-1.80	0	\$2,900.00
0:00	1809.00	-12,000.00	-66.67	5	\$1,721.24
0:00	1820.45	-10,204.46	-20.24	10	\$1,501.25
0:00	1791.31	-8,413.16	0	15	\$880.74
0:00	1867.01	-6,606.67	12.50	20	\$191.55
0:00	1801.38	-4,801.28	22.72	25	-146.88
Years	Discounted Payback = 3.75 Years				

Increase your wealth by using Helix delta-\$

Investment Analysis using Cash Flow

All projects, investments or enterprises can be broken down into a series of cash flows, and these cash flows can reveal how good the investment will be. Helix delta-\$ uses three main methods of calculating the effectiveness of an investment or project:

- Payback Period and Breakeven Analysis
- Net Present Value (NPV)
- Internal Rate of Return (IRR)
- Investment Analysis
- Share Portfolio Manager

Share Portfolio Manager

The Share Portfolio Manager allows you to setup any number of share portfolios and then to record transactions relating to the shares or units such as **share purchases, sale of shares** and **dividends** received. Current share prices are entered in the **Watch List** section, or download these from the Internet if you wish. View the **current value of any portfolio** compared to the **average weighted cost of the shares**. The program will automatically calculate the current number of shares held, including shares obtained in multiple transactions at different prices and also under Dividend Re-Investment Plans. View a summary report of all Dividends received for a particular portfolio, from any date to any date, and print reports for use in calculating **Dividend Income** and **Tax Imputation Credits**.

Code	Shares	Avg Cost Price	Total Cost	Current Price	Current Value	Profit/Loss	Stock Name
ASX	400	\$17.85	\$7,138.00	\$16.00	\$6,400.00	-\$738.00	Robson 10
CBA	623	\$26.47	\$16,489.41	\$30.27	\$18,856.21	\$2,366.80	Commonwealth Bank
CRABAN	2080	\$1.42	\$2,953.60	\$1.57	\$3,265.60	\$311.99	CBA Balanced Fund
CHL	500	\$8.05	\$4,025.00	\$8.07	\$4,035.00	\$10.00	Colson Mine
MAR	10000	\$8.96	\$89,600.00	\$9.28	\$92,800.00	\$3,200.00	Magic Resources
NAB	268	\$23.85	\$6,391.80	\$25.72	\$6,883.76	\$491.96	National Australia Bank
OST	100	\$8.00	\$800.00	\$9.94	\$994.00	\$194.00	OneSteel
TAB	250	\$2.05	\$512.50	\$2.47	\$617.50	\$105.00	TAB Corp
TLS	400	\$7.40	\$2,960.00	\$6.48	\$2,592.00	-\$368.00	Telstra
WOW	204	\$3.85	\$7,854.00	\$5.05	\$1,026.20	-\$6,827.80	Woodworks

Original Cost = \$21,885 Current Value = \$102,236 Increase = \$80,351 Trading Profit = \$7,506

Transfer individual shares or the whole share portfolio to the Investment Analysis Section of the program, where the **performance of the investment** will be analysed. Calculations include options for Capital Gains Tax allowances, Brokerage, Tax and Duty etc, and the cash flow which would result if the shares were sold today, at the current share price, including all dividends received, are automatically included. Calculations include:

- cumulative cash flows,
- discounted cash flows,
- Net Present Value and Internal Rate of Return of the investment or portfolio.

These results can be viewed or printed in report form, and **graphs** of all these items are also included. Helix delta-\$ also has number of Financial Calculators built in such as a **Loan Calculator** which can be used to calculate re-payment of loans, as well as a **Depreciation Calculator**.

delta-\$
makes record
keeping for
Tax and
Accounting
purposes
easy

You can also **monitor actual returns on bank accounts** and other investments, deposits and loans. Merely enter the opening balance, all transactions such as deposits, withdrawals, bank charges and the closing balance of the account, and **delta-\$** will calculate the actual return you are being paid on the investment. This feature allows you to compare the performance of your bank accounts and check the interest received or interest paid by you, even on a daily balance calculation method.

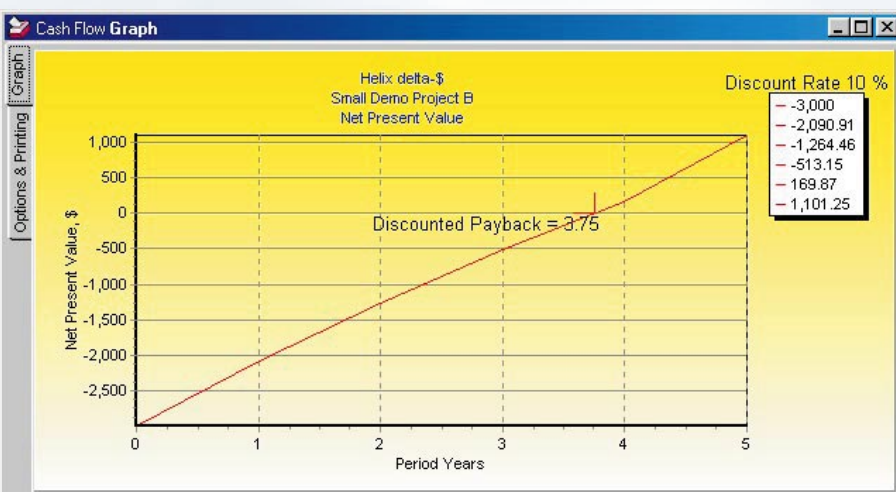
If you are about to invest money, or if you already have money invested, **delta-\$** will help you to invest and manage it in the most profitable option for you. **delta-\$** will save you money, and probably more importantly, help you to make more money.

Share portfolio functions include:

- Calculates Average Cost of Shares
- Includes Dividend Reinvestment Plan Shares
- Watch List for Current Share Prices
- Download Current Share prices from the Internet – for free
- Automatic addition of Brokerage, Tax and Stamp Duty

Generate, View and Print Reports for:


- Share Purchase Transactions for each portfolio
- Share Sell Transactions for each portfolio
- Dividends Received from date to date
- Trading History Reports including Profit/Loss Calculations
- Current Portfolio Value Report
- Loan and Mortgage Calculator
- Depreciation Calculator
- Generate Graphs for many of the functions.



Share portfolio manager program

Program Documentation & Software Support

delta-\$ is supplied with a comprehensive Operating and Instruction Manual, including a Quick Start Guide to get you up and running quickly and easily. Step by Step instructions will guide you through data capture procedures, how to record your share transactions, dividends received, bank transactions and how to generate the many useful reports about your portfolios. The Investment analysis procedures, capturing Cash Flow data and evaluating the different investment scenarios is made easy using the instructions and sample file provided.



On-Line Help

The program is supplied with a fully integrated context sensitive help system. Just press F1 and help relating to the current input or output topic will be displayed. A comprehensive Search facility and index will ensure that you do not waste time looking for information about the program. All formulae and calculation methods are detailed in the manual and help file.



Email and [www support](#)

System Requirements

To run the HELIX delta-\$ **version 1** program you need:

- Personal computer with Pentium I or higher microprocessor.
- 16 Mb of RAM.
- 15 Mb of Hard Disk space.
- 3.5" 1.44 MB or CD ROM disk drive.
- Microsoft Windows 95™, 98, 2000 or NT 4 or later version.
- 800 x 600 or better resolution VGA monitor. Higher resolution preferred.
- Printers, plotters and networks supported by Windows 95 or later.
- Microsoft mouse or compatible is recommended.
- Internet Connection optional for free download of share prices

HELIX
TECHNOLOGIES

HELIX Technologies Pty Ltd

ABN 67 269 614 528

PO Box 610, Morley WA 6943
22 Donna Street, Morley WA 6062

Tel: +61 8 9275 0635

Fax: +61 8 9275 0615

email: helix@vianet.net.au

web: <http://www.helixtech.com.au>